



● **ACTi Webinar User's Manual**

Register as an ACTi member (ACTi Member Center)



Activate your member account



Register Webinar Training Session (ACE website)



Receive Registration confirmation e-mail from ACE platform



Go ACE website and complete the Pre-Study materials



Receive Web link and Password of Webinar session

Step1. Register as a member of ACTi

The screenshot shows the ACTi website interface. A red box highlights the URL <http://ace.acti.com/home/index.asp> in the browser's address bar. A blue callout box labeled "1. ace.acti.com" points to this URL. Another red box highlights the "Sign Up" link in the top right corner of the page. A blue callout box labeled "2. Sign up" points to this link. The website content includes the ACE logo, navigation links for Learning Center, Webinars, Training, Certification, and Tools, and a featured "CEU Learning Course" titled "Advanced Learning Course" about IP Surveillance. A video player shows a training session from the UK. A sidebar lists training reports and a training blog with entries for various locations like Warsaw, Jakarta, and Surabaya.

1. ace.acti.com

2. Sign up



ACTi
Connecting Vision

ACTi Member Center

ACTi Member Registration

Login Information

Account (Please input Email):*

User Information

First Name:*	<input type="text"/>	Last Name:*	<input type="text"/>
Gender:	<input type="text" value="--- Select One ---"/>	Job Department/Function:	<input type="text" value="- Select One -"/>
Company:*	<input type="text"/>	Branch:	<input type="text"/>
Fax:	<input type="text"/>	Phone:*	<input type="text"/> - <input type="text"/> ex.(+886-2-2656-2588)
Company Website:	<input type="text" value="http://"/>	Type of business:*	<input type="text" value="- Select One -"/>
Country:*	<input type="text" value="-Select One-"/>	Zip Code:*	<input type="text"/>
City:*	<input type="text"/>	Address:*	<input type="text"/>
MSN:	<input type="text"/>	Facebook:	<input type="text"/>
ICQ:	<input type="text"/>	Skype:	<input type="text"/>
Twitter:	<input type="text"/>		

3. Fill in your information, then click 'Register'

[ACTi home](#) | [ACE home](#) |

4. Then you will see a "Thank you" message



ACTi
Connecting Vision

ACTi Member Center

Thank you for registering at the ACTi User Registration site

An email with your account activation link has been sent to your email address.

If you don't receive system mail, please check your setting of spam mail.

[ACTi Member Home](#) | [ACTi Login Page](#) | [ACTi Member Registration](#) | [ACTi Home](#)



ACTi
Connecting Vision

Step2. Activate your account

搜尋郵件 搜尋網頁 [顯示搜尋選項](#) [建立篩選器](#)

此會話群組已移至 [垃圾桶]。 [瞭解詳情](#) [復原](#) 匯入郵件及聯絡人


封存 回報為垃圾郵件 刪除 + - 移至 標籤 更多動作 重新整理 33 個中的第 1 - 33 個

- ☆ ace ACE WEBINAR SUCCESSFUL REGISTRATION - Logo ACE WEBINAR SUCCESSFUL REGISTRATION Dear ACE member 13:55
- ☆ member ACTi Membership confirmation letter - Logo ACTi Member Dear ACTi member Welcome and thank you for joining to be ACTi member 13:39
- ☆ Dropbox Emmy Hou invited you to Dropbox - Emmy Hou wants you to use Dropbox to sync and share files online at 1日28日
- ☆ Dropbox Emmy Hou shared "Faye Wong" with you - Emmy wants to share some files with you using Drop...
- ☆ 我. Maluuo (3) 增增的照片 20100619 - 小同妳好：我收到妳寄的照片了，真是感謝妳！妳寄得很喜歡妳呢，那天妳...

1. Check your mailbox

ACTi Membership confirmation letter

☆ member@acti.com 寄給我 細資料 13:39 (2分鐘前) 回覆

 ACTi Member
Dear ACTi member

Welcome and thank you for joining to be ACTi member.
This is a membership confirmation letter. Please click the following activation URL address to confirm your information and complete the registration process.

<http://member.acti.com/member/active.asp?key=11061717201602305064921aiQTYbfStQWqxYPamDJSYreobc>

Account : bun0813@gmail.com
Password : 0JEOrWU6

NOTE: Please change your password as soon as possible when you first login

If clicking the link above does not work, copy and paste the URL into a new browser window.
If you received this mail by error, you do not take any action to cancel the account because this account will not be opened, and you will not receive any other e-mail.
Replies to this message are undeliverable. Please do not reply.


2. Activate your account by clicking the activation URL address

Account : bun0813@gmail.com
Password : 0JEOrWU6




3. Then you will see a “Welcome” message as below

ACTi home | ACTi home | --Language--



ACTi
Connecting Vision



ACTi Member Center

Welcome to join us!
Your Account has been activated!

You can now have full access and support to all ACTi related sites/tools.

Click [here](#) to go directly to ACTi Website.

ACTi Member Home | ACTi Login Page | ACTi Member Registration | ACTi Home

Step3. Go to ACE website

The screenshot shows the ACE website in Internet Explorer. The address bar contains <http://ace.acti.com/home/index.asp>, which is highlighted with a red box. A blue callout bubble points to this address bar with the text "1. ace.acti.com". In the top right corner, the "Sign In" link is highlighted with a red box, with a blue callout bubble pointing to it containing the text "2. Sign in". The website content includes the ACE logo, navigation links for "LEARNING CENTER", "WEBINARS", and "TOOLS", and a main banner for a "CEU Learning Course Advanced Learning Course".

1. ace.acti.com

2. Sign in

CEU Learning Course Advanced Learning Course

On-line courses
4 sections of each 1 hr topic
Systematical and thorough knowledge of IP Surveillance

With the video surveillance market shifting into the digital age, IP video is becoming a popular solution among your customers. This shift will require new product information, new installation techniques and new terminology to understand. ACTi provides a range of education curricula to help to you be more competitive in the IP surveillance world.



Learning Center

ACTi Learning Center gives you an opportunity to learn about the basic knowledge of network video anywhere in the world at any time. All you need are a computer with Internet connection, a headphone and a comfortable chair.



Webinars

ACTi Webinars allow attendees not only to know ACTi new products and technology, but also to view visual presentations while listening to a trainer, participate in discussions and ask questions anywhere in the world.

Training

United Kingdom
UK ACE Hands On Training
(Berkshire)
[More Training Reports](#)

- Training Blog
- T- 543 ACE hands on training
 - T- 542 ACTi Training in Warsaw
 - T- 541 ACE Jakarta, Indonesia
 - T- 537 ACE Surabaya, Indonesia

Step4. Sign in as your account

ACTi Member Center - Windows Internet Explorer

http://member.acti.com/member/login.asp?from=ace.acti.com/home/index.asp

ACTi home | ACE home --Language--

ACTi
Connecting Vision

ACTi Member Center

Are you an ACTi registered member? ACTi Member Login

Join ACTi Member

Fill in an application form to join ACTi Member.

Benefits of becoming an ACTi Member:
As a registered user, you will have full access to the following functions:

- Download our Training Courses in ACE
- Use our online support tools
- Get full support of our products

Get full access and support to all ACTi related sites/tools

ACTi Website | Project Planner | ACE Website (Upcoming)

Login ID (Email):

Password:

[Login](#) [Member Registration](#)

[Forgot Password?](#)

[Didn't receive your activation e-mail?](#)

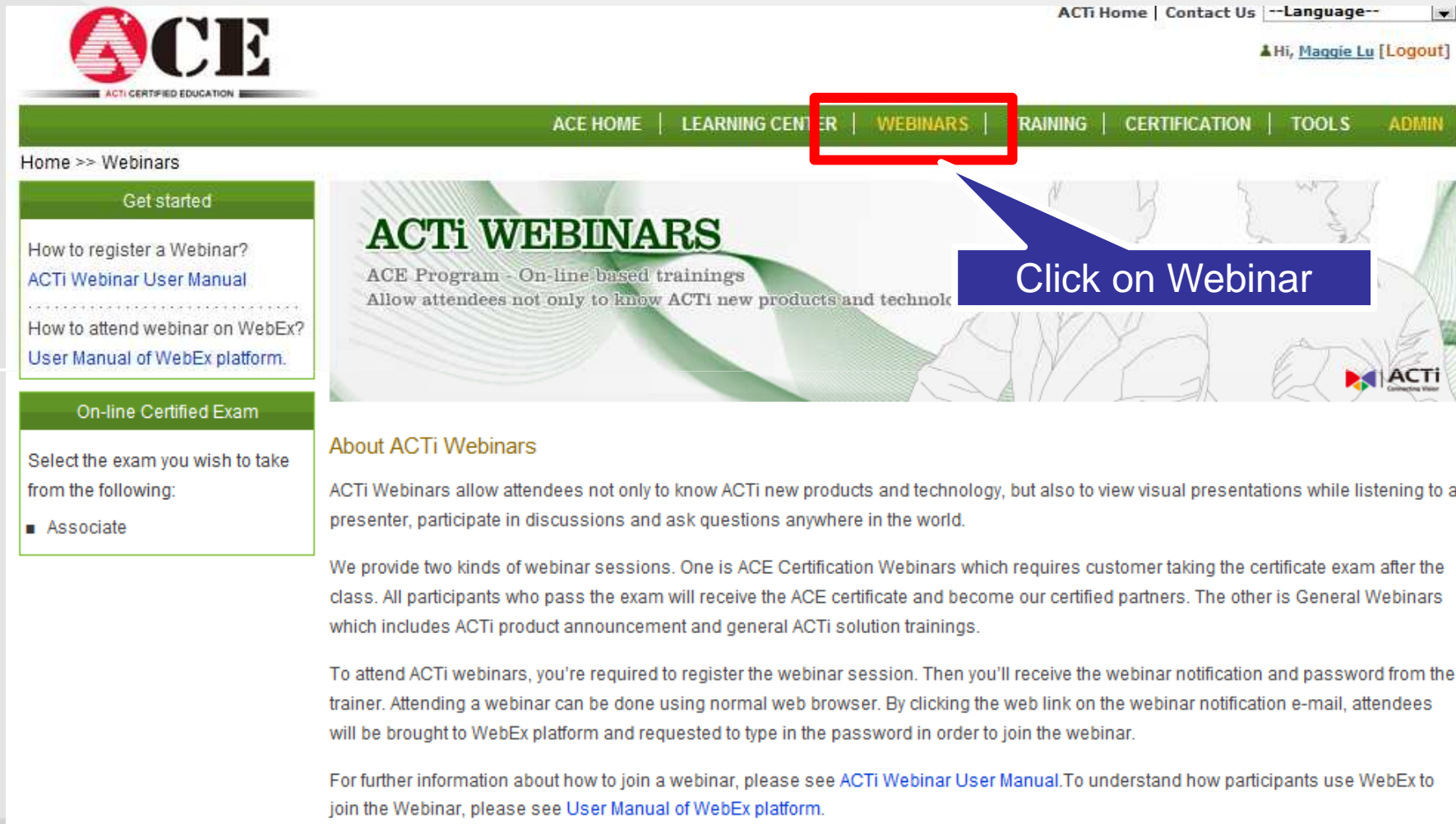
ACTi Member Home | ACTi Login Page | ACTi Member Registration | ACTi Home

First time to login?
→ Use Account & Password in "Membership confirmation letter"

00%

下午 08:35

Step5. Click on Webinar



ACE Home | Contact Us | --Language--

Hi, Maggie Lu [Logout]

ACE HOME | LEARNING CENTER | **WEBINARS** | TRAINING | CERTIFICATION | TOOLS | ADMIN

Home >> Webinars

Get started

How to register a Webinar?
[ACTi Webinar User Manual](#)

How to attend webinar on WebEx?
[User Manual of WebEx platform.](#)

On-line Certified Exam

Select the exam you wish to take from the following:

- Associate

ACTi WEBINARS

ACE Program - On-line based trainings
Allow attendees not only to know ACTi new products and technology

About ACTi Webinars

ACTi Webinars allow attendees not only to know ACTi new products and technology, but also to view visual presentations while listening to a presenter, participate in discussions and ask questions anywhere in the world.

We provide two kinds of webinar sessions. One is ACE Certification Webinars which requires customer taking the certificate exam after the class. All participants who pass the exam will receive the ACE certificate and become our certified partners. The other is General Webinars which includes ACTi product announcement and general ACTi solution trainings.

To attend ACTi webinars, you're required to register the webinar session. Then you'll receive the webinar notification and password from the trainer. Attending a webinar can be done using normal web browser. By clicking the web link on the webinar notification e-mail, attendees will be brought to WebEx platform and requested to type in the password in order to join the webinar.

For further information about how to join a webinar, please see [ACTi Webinar User Manual](#). To understand how participants use WebEx to join the Webinar, please see [User Manual of WebEx platform](#).

Step6. Search Webinar

Get started

How to register a Webinar?

[ACTi Webinar User Manual](#)

How to attend webinar on WebEx?

[User Manual of WebEx platform.](#)

On-line Certified Exam

Select the exam you wish to take from the following:

- Associate

ACTi WEBINARS

ACE Program - On-line based trainings
Allow attendees not only to know ACTi new products and technology.

About ACTi Webinars

ACTi Webinars allow attendees not only to know ACTi new products and technology, but also to view visual presentations while listening to a presenter, participate in discussions and ask questions anywhere in the world.

We provide two kinds of webinar sessions. One is ACE Certification Webinar class. All participants who pass the exam will receive the ACE certificate and which includes ACTi product announcement and general ACTi solution training.

To attend ACTi webinars, you're required to register the webinar session. Then you will receive the webinar notification and password from the trainer. Attending a webinar can be done using normal web browser. Please click the web link on the webinar notification e-mail, attendees will be brought to WebEx platform and requested to type in the password in order to join the webinar.

For further information about how to join a webinar, please see [ACTi Webinar User Manual](#). To understand how participants use WebEx to join the Webinar, please see [User Manual of WebEx platform](#).

Select Date, Country to find suitable webinar

1. Select Date

Start Date : 7/3/2010
End Date : 7/23/2011




2. Select the Country

Algeria
American Samoa
Andorra
Angola
Anguilla




3. Submit

Search

Step 7. Check Webinar Type

RECENT WEBINARS						
Total 3 records (Page 1 of 1) 1 ▾						
Pos	Webinar No.	Webinar Name	Region & Country	Language	Schedule	Register
1	 W-160	ACE webinar training	All	English	2010年3月12日 11:00 ~ 12:30 [[GMT+3]](Irao.Moscow.Rivadh)) 2010年4月	
2	 W-206	Lesec ACE test	All	English	Kong,Shar	
3	 W-217	ACTi Certified Partner Training	US	English	2010年5月 [[GMT-8]](L Francisco,	

Total 3 records | (Page 1 of 1) 1 ▾

 : ACE Certification Webinar: Customer is required to pass the exam to become ACE certified
 : The registration period end two days before the training date
 : Registration Period ended. Please contact ACTi Sales

*All times are adjusted for daylight savings time when applicable

Two webinar types:
a. ACE Certification Webinar
b. Live Webinar

- ACE Certification Webinar :
 - Customer is required to pass the exam to become ACE certified
- Live Webinar
 - General webinar courses. Participants doesn't have to pass any test

Step 8. Choose the suitable webinar

RECENT WEBINARS

Total 3 records | (Page 1 of 1) 1

Pos	Webinar No.	Webinar Name	Region & Country	Language	Schedule	Register
1	W-163	ACE webinar training	All	English	2010年3月12日 11:00 ~ 12:30 [[GMT+3](Iraq,Moscow,Riyadh)]	
2	W-206	Lesec ACE test	All	English	2010年4月14日 10:00 ~ 12:00 [[GMT+8](Beijing,Hong Kor	
3	W-217	ACTi Certified Partner Training	US	English	201 [[GI Fra	

1 of 1) 1

: ACE Certification Webinar: Customer is required to pass the exam to become ACE certified
 : The registration period end two days before the training date
 : Registration Period ended. Please contact ACTi Sales

*All times are adjusted for daylight savings time when applicable

Click on the icon to register



The registration period ends two days before the training date



Registration period ended. Please contact ACTi sales.

Step 9. Check personal data and Click “Submit”

Webinar Registration

[Download NVR Software](#)

Webinar No W-522 ACTi Technology para Solución de Video Vigilancia sobre IP

Start Date	End Date	Fee(Currency)
6/23/2011 09:00 (GMT-5)(New York,Toronto,Washington DC,Cuba)	6/23/2011 10:30 (GMT-5)(New York,Toronto,Washington DC,Cuba)	00

Lesson Description

Introduction: Razones de migrar a IP Por qué ACTi? Portafolio de Productos y Solución Nuevas Tecnologías 2011.

Step 1. Personal Profile Confirmation

Account :	bun0813@gmail.com	Email :	bun0813@gmail.com
First Name :	Maggie	Last Name :	Lu
Gender :	Female	Company :	ACTi Corporation
Company Web :	http://	Phone :	2-2656-2588
Fax :		Type of Business :	Manufacturing
Job Function :	Business Development	Country :	TW
State :		City :	Taipei
Zip :	114	Target Customer :	
Target Territory :			

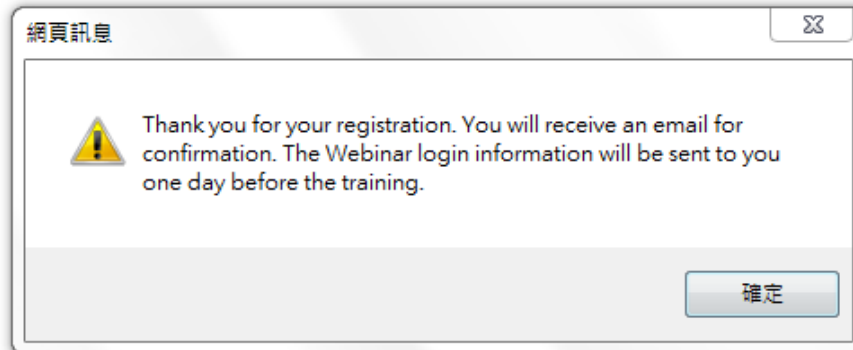
[Edit your profile](#)

[Click here to reload your updated profile.](#)

[Submit](#)



Step10. Successful registration



After successful registration, you'll see a short notice.

Then you'll receive an email for confirmation.

ACE WEBINAR SUCCESSFUL REGISTRATION 收件匣 | x

☆ ace@acti.com 寄給 我、rosa.sobalvarro

[顯示詳細資料](#) 13:55 (3 分鐘前)

[回覆](#)



ACE WEBINAR SUCCESSFUL REGISTRATION
Dear ACE member

Thank you for joining ACE, the following is your registered seminar information Training number: W-522
Start date: 6/23/2011 - 09:00 (GMT-5)(New York, Toronto, Washington DC, Cuba)
End date: 6/23/2011 - 10:30 (GMT-5)(New York, Toronto, Washington DC, Cuba)

You have successfully registered at ACTi Webinar. The Webinar login information will be sent to you one day before the training. We look forward to partner with you and together provide competitive IP solutions. For additional information or in the event that you need to change or cancel your training session, please contact:
OWNER: rosa.sobalvarro@acti.com or
TRAINER: rosa.sobalvarro@acti.com

<http://www.acti.com/>

sales@acti.com



Connecting Vision

Step 11. After registration – Self study

General Learning Course

Advanced Learning Course

General Learning Course provides fundamental knowledge of IP surveillance. Learn network terms and ACTi NVR Installation, click a topic below. Each topic typically takes 3 minutes:

1. Knowledge of IP Surveillance Industry

Before attending ACTi Webinars Training Session, we wish you could complete materials in the first part. After completing these materials, you could do self-study test.

2. ACTi Products & Solutions

Make the overview and introduction of ACTi products and solutions. Help you to become a professional of ACTi.

3. Installation and Settings

In this part, we led you to install and set ACTi hardware & software step by step. If you are not an advanced technical proficient you need to work successfully with ACTi products.

After registration, you may have a look at General Learning Course in Learning Center as below.

Knowledge

Network Knowledge

Camera Knowledge

Storage knowledge

Compression Knowledge

ACTi Products & Solutions

ACTi Solution

ACTi Product

Installation and Settings

NVR Installation

ACTi Utilities

ACM Firmware

TCM Firmware

Project Planner

Mounting



Step12. After registration – Self test

Self Practice Test

After completing General Learning Course, you could do self practice test. Select the exam category you wish to take from the following:

- Self Practice Test- Network
- Self Practice Test- NVR Installation

ACTi LEARNING CENTER
Web-based courses - Anytime, Anywhere!
Network Video Products, System Design, and Software Integration.



General Learning Course | **Advanced Learning Course**

After you have read all the content in General Learning Course, you may take a short test for self evaluation.

General Learning Course provides fundamental knowledge of IP surveillance. Learn network terms and ACTi NVR Installation, click a topic below. Each topic typically takes 3 minutes:

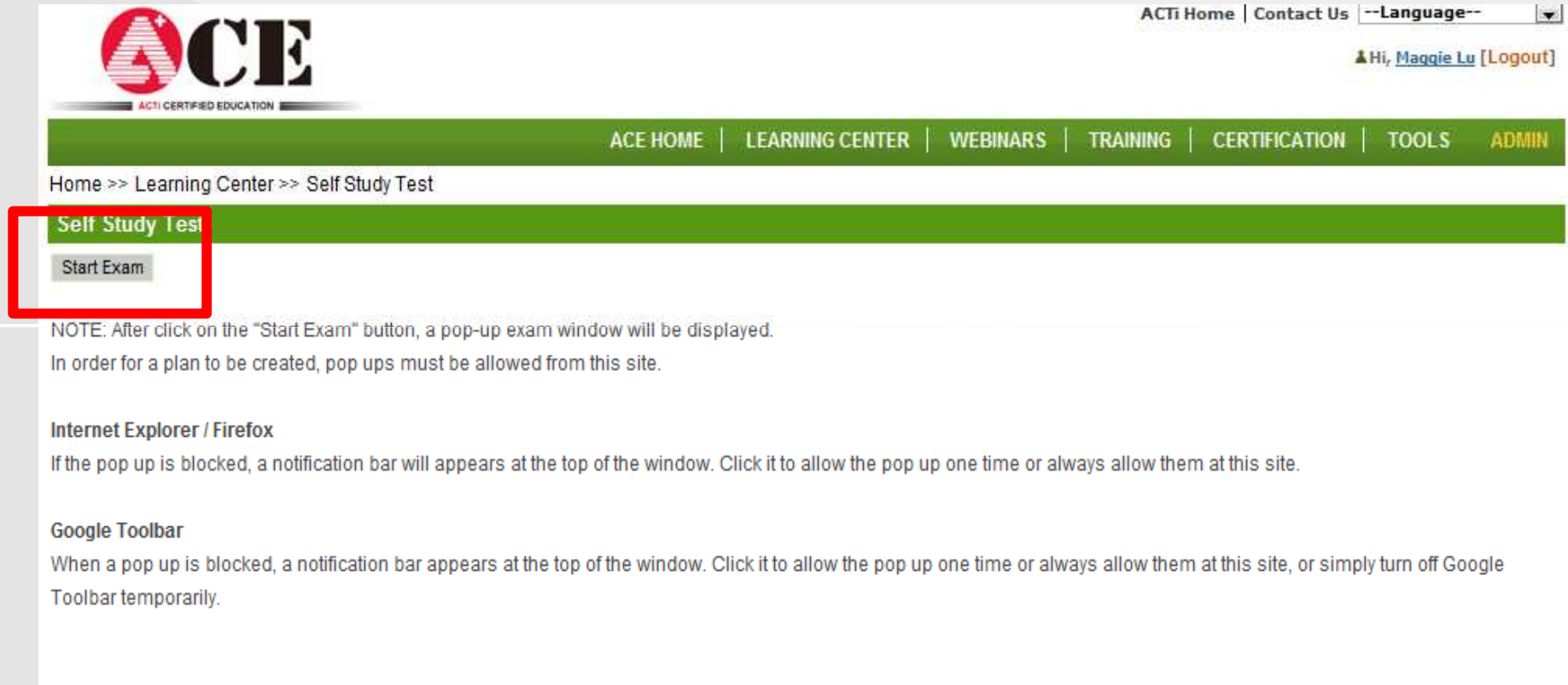
Knowledge of IP Surveillance Industry

After completing these materials, we wish you could complete materials in the first part.

Products and solutions. Help you to know more about the value of ACTi.

hardware & software step by step. So whatever your background, you can achieve the advanced technical proficient you need to work successfully with ACTi products and solutions.

Start to take an exam



The screenshot shows the ACE (ACTI Certified Education) website. At the top left is the ACE logo with the text 'ACTI CERTIFIED EDUCATION'. To the right are links for 'ACTi Home', 'Contact Us', and a language dropdown menu. Below this is a user greeting: 'Hi, Maggie Lu [Logout]'. A green navigation bar contains links for 'ACE HOME', 'LEARNING CENTER', 'WEBINARS', 'TRAINING', 'CERTIFICATION', 'TOOLS', and 'ADMIN'. The breadcrumb trail reads 'Home >> Learning Center >> Self Study Test'. A sub-header 'Self Study Test' is followed by a 'Start Exam' button, which is highlighted with a red rectangular box. Below the button, a note states: 'NOTE: After click on the "Start Exam" button, a pop-up exam window will be displayed. In order for a plan to be created, pop ups must be allowed from this site.' Two sections follow: 'Internet Explorer / Firefox' and 'Google Toolbar', each providing instructions on how to allow pop-ups.

ACTi Home | Contact Us | --Language--

Hi, [Maggie Lu](#) [Logout]

ACE HOME | LEARNING CENTER | WEBINARS | TRAINING | CERTIFICATION | TOOLS | ADMIN

Home >> Learning Center >> Self Study Test

Self Study Test

[Start Exam](#)

NOTE: After click on the "Start Exam" button, a pop-up exam window will be displayed.
In order for a plan to be created, pop ups must be allowed from this site.

Internet Explorer / Firefox
If the pop up is blocked, a notification bar will appears at the top of the window. Click it to allow the pop up one time or always allow them at this site.

Google Toolbar
When a pop up is blocked, a notification bar appears at the top of the window. Click it to allow the pop up one time or always allow them at this site, or simply turn off Google Toolbar temporarily.

Taking the exam

ACE- ACTi Certification & Education - Windows Internet Explorer

http://test.ace.acti.com/webinar_test/start_test.asp?examType=Networking&Exam_ID=vPH66fPDQwDIwKLEXbeBJhNHMeOkgoo3NE

Self Practice Test- Network TEST QUESTIONS

No.	Question
1	If a user would like to transmit an important file over the Internet without any packet lost, which protocol should he/she use? <input type="radio"/> TCP <input type="radio"/> UDP
2	To send a plain text email with a video clip to a bunch of receivers, which protocol should be used? <input type="radio"/> SMTP <input type="radio"/> RTSP <input type="radio"/> DHCP
3	Which one of the following statement of Ethernet cables is NOT true? <input type="radio"/> Cat-6 cable has longer transmission distance than Cat-5. <input type="radio"/> Cat-6 cable has lower installation cost than Cat-5. <input type="radio"/> Cat-6 cable has higher transmission rate than Cat-5.
4	Which one is not the function of Workstation? <input type="radio"/> Get live preview from NVR <input type="radio"/> Do the recording <input type="radio"/> Watch the recorded videos <input type="radio"/> Change the settings of NVR
5	Which one of the following statement of ToS is not true? <input type="radio"/> ToS is a field of IP header.

You may start taking the exam now, and make sure your browser does not block pop-out window.

Submit the exam

20 Which one of the following statement of router and gateway is NOT true?

- A router transmit data packets to their destinations according to their IP addresses.
- A gateway is an entry or exit of network area.
- A gateway can only transmit data packets between networks of the same protocol.

21 Which one of the following statement of PPPoE is NOT true?

- PPPoE supports the protocol layers and authentication widely used in PPP.
- Used by many DSL provider, PPPoE uses the PPP dial-up protocol with Ethernet as the transport.
- PPPoE cannot enable a point-to-point connection to be established in the normally multipoint architecture of Ethernet.

22 Which kind of medium provides the highest transmission rate?

- Cat-6
- Bluetooth
- Fiber optics

After you have complete the questions, you can submit the exam.


Clear Close Submit



ACTi
Connecting Vision


Check the correct answers

20

Which one of the following statement of router and gateway is NOT true?  A gateway can only transmit data packets between networks of the same protocol.


- A router transmit data packets to their destinations according to their IP addresses.
- A gateway is an entry or exit of network area.
- A gateway can only transmit data packets between networks of the same protocol.

21

Which one of the following statement of PPPoE is NOT true?  PPPoE cannot enable a point-to-point connection to be established in the normally multipoint architecture of Ethernet.

- PPPoE supports the protocol layers and authentication widely used in PPP.
- Used by many DSL provider, PPPoE uses the PPP dial-up protocol with Ethernet as the transport
- PPPoE cannot enable a point-to-point connection to be established in the normally multipoint architecture of Ethernet.

22

Which kind of medium provides the highest transmission rate?  Fiber optics

- Cat-6
- Bluetooth
- Fiber optics

After clicking "Submit", you will see the correct answers.

Clear Close **Submit**



ACFi
Connecting Vision

Step13. Receive Webinar ID and PW

寄件者: Ace Team [messenger@webex.com]

收件者: ace@acti.com

副本:

主旨: (Forward to attendees) Meeting invitation: ACTi Product and Solution Training - English

Hello ,

Ace Team invites you to attend this online meeting.

Topic: ACTi Product and Solution Training - English

Date: Wednesday, October 28, 2009

Time: 10:00 am, Pacific Daylight Time (San Francisco, GMT-07:00)

Meeting Number: 579 673 078

Meeting Password: 123456

To join the online meeting (Now from iPhones too!)

1. Go to <https://acti.webex.com/acti/j.php?ED=133266567&UID=0&PW=NMDI4ZGNIZGU1&RT=MiM0>
2. Enter your name and email address.
3. Enter the meeting password: 123456
4. Click "Join Now".

To view in other time zones or languages, please click the link:

<https://acti.webex.com/acti/j.php?ED=133266567&UID=0&PW=NMDI4ZGNIZGU1&ORT=MiM0>

5 mins before the webinar starts, please click the web link and meeting password. Now, you're ready to join the Webinar